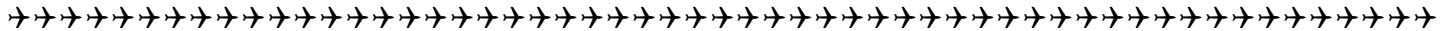




# Squadron News January 2022

An AMA Gold Club

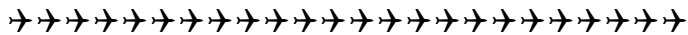


## Newsletter Editor.

Hello everyone, I'm John Lawyer and I am going to be taking over as the newsletter editor. I will admit I am terrible with names, so if I get your name wrong in the newsletter I apologize beforehand. If I get other facts wrong, I apologize. If you send me an email or hand me a note on any corrections, I will be glad to get it into the next newsletter. Besides, that will help me to take up space in the newsletter also. © You can contact me at [jlawyer41@att.net](mailto:jlawyer41@att.net) or 765-918-7229

I will always be happy to take input from anyone for the newsletter.

P.S. Pictures of your latest bird or project are always welcome



## Upcoming Club Events

February 2- club meeting, 7:00 pm at clubhouse or Zoom meeting. Watch your e-mail for details.

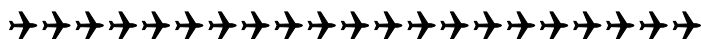
February 19<sup>th</sup>- Johnson County RC Flyer 2022 Swap meet. Franklin, IN Johnson County Fairgrounds.

March 2 - monthly club meeting, 7:00 pm at clubhouse or Zoom meeting. Watch your e-mail for details.

April 6 - monthly club meeting, 7:00 pm at the field.

May 4 - momthly club meeting, 7:30 pm at the field

June 1 - monthly club meeting, 7:30 pm at the field.

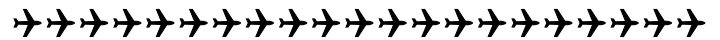


## Upcoming Area Events

March 26 - RC aircraft auction American Legion in Brownsburg. See Flyer later in newsletter.

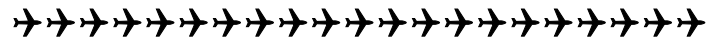
April 1 & 2- Toledo RC Swap meet and Expo. Click [here](#) for event details.

April 29 & 30 - Dayton Modelrama RC Swap Meet and Auction. Click [here](#) for event details.



## January 2022 Meeting Minutes

No meeting.



## February 2022 Meeting

The upcoming February monthly meeting of the Danville Blacksheep RC Modelers will be held on February 2<sup>nd</sup>, 2022, beginning at 7:00 PM EST.

If the weather/road conditions permit, we'll hold the February meeting in-person at the Flying Field Clubhouse. John Loudon will also initiate a connection to a Zoom meeting which can be used as an alternate method of attending the monthly meeting.

If the weather/road conditions are bad on February 2<sup>nd</sup>, we'll conduct the meeting only via Zoom.

Below is a link to the Zoom meeting that will be used during February meeting. A few minutes prior to the start of the meeting, John will initiate the connection so any of you wishing to attend via Zoom can log-in using the log-in credentials listed below.

Please watch the club website for updates regarding status of the in-person meeting.

Dieringer has become a pattern master, I am sure he would help out in any way.

Also, it is the time of the year to consider renewing your dues for 2022. You can pay via Pay Pal, mail or in person at the field. If mailing a check, mail to 294 Tradition Ln. Danville, IN 46122. If using Pay Pal, send money via "friends or family" to blacksheep@techcom.com or simply come to the field and catch any officer. Check the events calendar, there is a lot of area wide events this year. See you at the field.

Topic: Blacksheep February Meeting

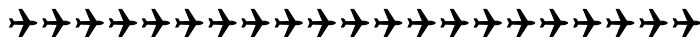
Time: Feb 2, 2022 07:00 PM Eastern Time (US and Canada)

Join Zoom Meeting

<https://zoom.us/j/98148390316?pwd=ZXB5ZGNtRIMyN1ptR1U1MytjTDRYUT09>

Meeting ID: 981 4839 0316

Passcode: uQj76H



### Message from the President.

President's message:

Hope you had a nice holiday season and a nice January, despite the cold and ever-changing weather. The upcoming February meeting will be held in person (weather permitting) and via Zoom, so, you have your choice of how to join in. Since we are in the slow off season (never had this in Texas), the meeting is mostly hangar flying, not s lot of business to discuss. Watch you e-mail Tuesday and Wednesday for sure on the live meeting at the clubhouse, the Zoom meeting will be held for sure. Tom will send out invites prior to the meeting. May give each a few minutes to tell a little about their latest project.

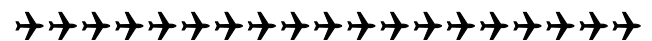

I have finished a couple winter projects despite a new position at Rolls-Royce taking up more time than anticipated. Don't get me wrong in any way, it is great to have a good job, allows me to enjoy this wonderful hobby! I have finished a Toprc Model Voyager and an Aero Fly T-33. The T-33 is all composite, 82" wingspan and powered it with a Swiwin 120 turbine. Now, where's the good maiden flight weather? I really look forward to getting out to the field, even if I don't get in a lot of flights, working from a home office can be a little stir crazy. With our flying season in a holding pattern, I do hope everyone is working on projects and have some show n tell for the group. If nothing else, this is certainly the time to take a good look at all the little preventative maintenance items on various aircraft you have been putting off? Or maybe, thinking of jumping into another genre of aircraft. EDF's are becoming quite popular at Corsair Field. Warbirds are always pleasing to see in the air, and I am looking forward to a warbird Saturday maybe in April or May? I tend to only drag out my Mustang or Corsair when we have an official warbird day, maybe that is my flying goal for 2022. For something different, maybe you get a pattern type aircraft and brush up on your skills, Jon

Rege



For immediate publication:

The Blacksheep RC Modelers is proud to announce that member Col. Ralph McBee has become the first confirmed ace with 7 kills over a short three span of action combat. We look forward to him also attaining distinction of the first double ace very soon.

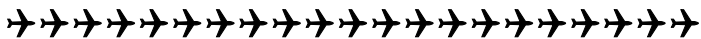


### Funnies for the Month

**A new airplane has been developed that cannot crash. Made from rubber polymers, it will just bounce. The craft was invented by Boeing, Boeing, Boeing.**

MARRY A GIRL WHO SAYS THINGS LIKE:

- I'M PROUD OF YOU
- I CAN'T BELIEVE YOU'RE MINE
- YOU'RE RIGHT. I WAS WRONG.
- YOU CAN DO IT BABY!
- I DON'T KNOW WHERE THIS NEW RC AIRPLANE CAME FROM BUT IT LOOKS GREAT NEXT TO ALL YOUR OTHERS!



BROWNSBURG POST 331  
 AMERICAN LEGION RIDERS  
 636 E MAIN ST. BROWNSBURG, IN  
 46112 - 317-852-3200

MARCH 26TH / 10AM-4PM

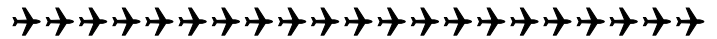
# RC PLANE SILENT AUCTION

**MAKE A BID FOR A CAUSE**  
 PUBLIC SERVICE FUND RAISER - To Serve & Honor our Public Safety Heroes, who risk their lives everyday in service to our communities.

ITEMS TO BE AUCTIONED:  
 OVER 50+ Radio Controlled Airplanes,  
 29 Kits pre-Assembled, 12 kits NIB (new in box). 7  
 Factory ready to fly kits, new engines, many  
 controllers, tools, lots of extras.


MORE INFO:  
<https://www.facebook.com/Brownsburg-American-Legion-Public-Service-FunRaiser-106563398576755>  
 or email:  
 Ron.Moe@Motorolasolutions.com Lunch will be Available

Click [here](#) for an event flyer and list of aircraft and accessories to be auctioned.



### RC Airplane Night Lights

Model Airplane News Featured News, How-tos Comments



the day? (That is, for those of you who find it easy to fly during the day!) I decided to give night flying a try and I have outlined here how I went about installing lights on my planes.



### Scale lights


Up until a few years ago, the only lights we would add were scale detail lights that match the full-size counterparts. Many of these lights are available from RAM Electronic Devices ([ramrcandramtrack.com](http://ramrcandramtrack.com)). They include flashing navigation lights, strobes, rotation beacons, and landing lights. Scale lights make it possible to fly at night but they mainly make our scale aircraft look good at early dawn and after sunset, or during the day at a scale contest. Scale lights are more of a scale detail that adds to your aircraft, rather than something that allows you to see your aircraft better at night.

### LED lights


When LED lights were first introduced, they were not bright enough to use as a light source for our night-flying planes. But the new breeds of LED lights are plenty bright enough to make flying at night a breeze and they consume a low amount of power. This allows the lights to be powered by the same battery as the motor. Basically, LED lights are the choice for anyone wanting to get into nighttime flying. I am using LED lights from Common Sense RC

([commonsenserc.com](http://commonsenserc.com)) and DW Foamies ([dwfoamies.com](http://dwfoamies.com)).


One of the biggest issues for flying at night is plane orientation and these bright lights come in many different colors, which make plane orientating at night possible and easy to do. Installation could not be easier because of the availability of adhesive backed LED lights strips in different lengths, which can be cut for a custom fit.



- **1** First, I have to measure out the strips of lights and lay them over a design or pattern on the plane. I then plan out my route back to the connection point at the battery. I am going to use different color lights for the top and bottom of the wings and different ones running down the top of the fuselage. Three different colors will be used. The top and bottom wing will have a different light layout to aid on the orientation of the plane at night.



- **2** The light strip starts at the battery plug and works out along the wing creating my top design. Any point that requires me to make a sharp angle with the light strip will require jumper wires to be soldered onto the ends of the light strips.




- **3** On the bottom of the wings, I have a different color light strip with less of a design incorporated. This will make it easy to distinguish the top and bottom of the plane.

The LED strips have a peel-and-stick surface on the bottom so installation is easy. If there is any area that is not sealing down, I just use some tape or a quick drop of hot glue to hold it in place.



- 
- 
- **4** This strip running along the top edge of the fuselage will light up the canopy outline and give me a good reference point to keep the plane orientated in the air. This strip of lights could be ran completely around the plane but I kept them off the bottom just in case I cannot pull the plane out of the air during a hover and it has to land on its belly.



- 
- 
- **5** To prevent any possibility of the lights shorting out (don't forget they are attached to a LiPo battery), I use a good sized drop of

- 
- **7** Here are the two planes after the lights are all installed, hooked up, and ready for some night flying. As you can see, these planes are very easy to see in the dark and the lights are simple to install and use.



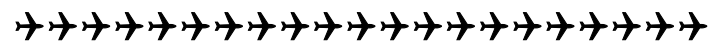
### Last thoughts

Customizing my plane for night flying was a simple and straightforward project that makes it easy for anyone to add lights to their plane. I would recommend trying nighttime flying for the first time just after the sun goes down because this will give you a little more light with which to begin your journey. Another thing you can do is to fly during a full moon; you will be surprised at how much the moon can light up the flying field!

It's also a good idea to fly in an area where the ground is very flat and there are few obstacles on the ground to run into. Even though the lights do brighten up the ground when the plane gets close, things will sneak up on you in the dark before you have time to react. Trust me on this — enjoy!

Updated: June 25, 2019 — June 25, 2019

Tags: [foamie](#), [LED](#), [lights](#), [night flying](#)





# Johnson County R/C Flyers

## 2022 R/C SWAP MEET

### New Location Larger Facility

Saturday, February 19th 2022

8:00am to 12:00pm

Johnson County Fairgrounds  
250 Fairgrounds Street (Scott Hall)  
Franklin, Indiana 46131

**Vendor set-up starts at 7:00am**

Doors open to the public 8:00am to 12:00pm

General admission \$5

Tables are \$15 in advance \$20 at door.

To reserve tables, Contact James Craig at 317-439-6378  
or [craig\\_j@att.net](mailto:craig_j@att.net)

### Raffle Item:

Hangar 9 Ultra Stick 30cc 81"



Don't stop for breakfast!

..... LONGS DONUTS.....

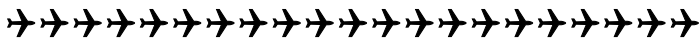
Kitchen will be open for Breakfast and Lunch

Please keep in mind we will have 3 events later this year.

**Warbird Fly-In, Model Aviation Day and the Never Forget Fly-In**

You're welcome to fly at our field after swap meet. Facebook group [JCRCF](https://www.facebook.com/JCRCF) or [jrcrf.net](http://jrcrf.net)

## THE MICROHENRYS



Editor: John Lawyer

**\*\*\* Till next month may all your landings be wheels down. \*\*\***